

CD821 thru CD829A



TC Zener Diode Chip Series

Rev. V3

Features


- Monolithic Temperature Compensated Zener Reference Chips
- Electrically Equivalent to 1N821 - 1N829A

Description

These 0.5 W zener diodes are electrically equivalent to the 1N821 - 1N829A series diodes. All junctions are completely protected with silicon dioxide. They are compatible with all wire bonding and die attach techniques with the exception of solder reflow.

These diodes are available in JANHC and JANKC per MIL-PRF-19500/159.

Die



Electrical Specifications: $T_A = +25^\circ\text{C}$ (unless otherwise specified)

Part #	Nominal Zener Voltage $V_{ZT} @ I_{ZT}^1$	Zener Test Current I_{ZT}	Maximum Zener Impedance ¹ $Z_{ZT} @ I_{ZT}$	-55°C to +100° C Voltage Temperature Stability ² $3V_{ZT} @ I_{ZT}$	Effective Temperature Coefficient
	V	mA	Ω	mV	% / °C
CD821 CD821A	5.9 - 6.5	7.5	15 13	96	0.01
CD823 CD823A	5.9 - 6.5	7.5	15 13	48	0.005
CD825 CD825A CD826	5.9 - 6.5	7.5	15 13 15	19 19 20	0.002
CD827 CD827A CD828	5.9 - 6.5 5.9 - 6.5 6.2 - 6.9	7.5	15 13 15	9 9 10	0.001
CD829 CD829A	5.9 - 6.5	7.5	15 13	5	0.0005

1. Zener impedance is derived by superimposing on I_{ZT} at 60 HZ RMS AC current equal to 10% of I_{ZT} .

2. The maximum allowable change observed over the entire temperature range i.e., the diode voltage will not exceed the specialized mV at any discrete temperature between the established limits, per JEDEC standard No.5.

* Restrictions on Hazardous Substances, European Union Directive 2011/65/EU.

CD821 thru CD829A



TC Zener Diode Chip Series

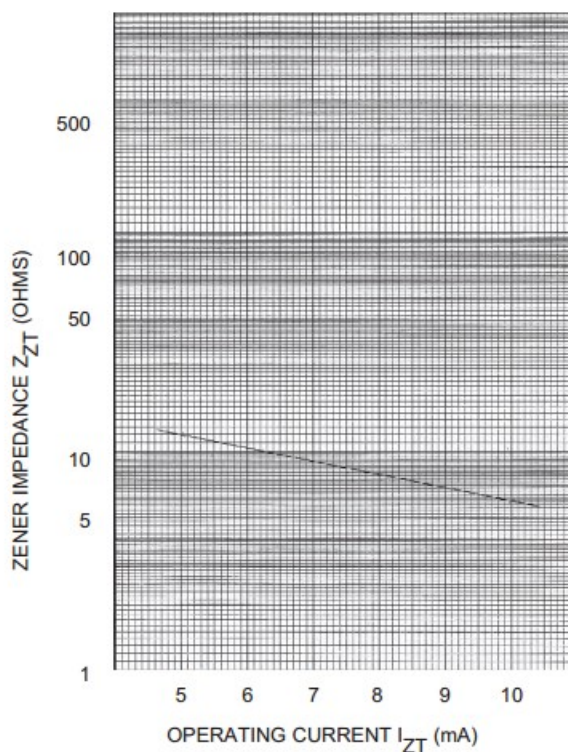
Rev. V3

Absolute Maximum Ratings^{5,6}

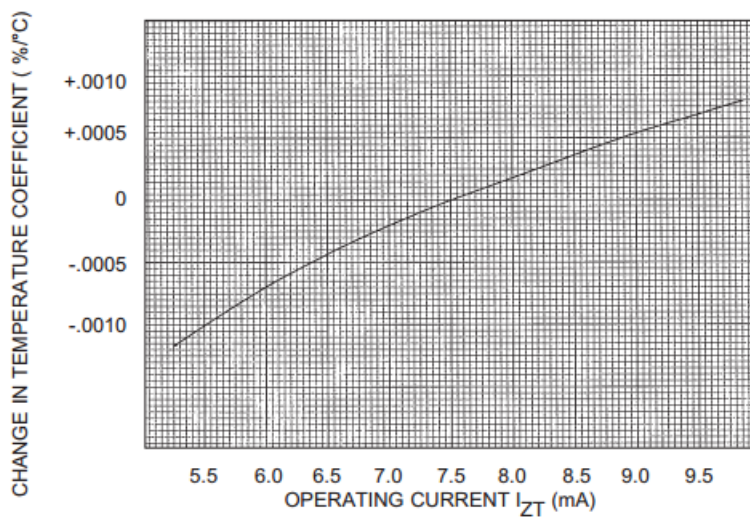
Parameter	Absolute Maximum
Reverse Leakage Current	$I_R = 2 \mu A$, $V_R = 3 V_{DC}$
Operating Temperature	-65°C to +175°C
Storage Temperature	-65°C to +175°C

5. Exceeding any one or combination of these limits may cause permanent damage to this device.
6. VPT Components does not recommend sustained operation near these survivability limits.

Zener Impedance vs. Operating Current



Change in Temperature Coefficient vs. Operating Current



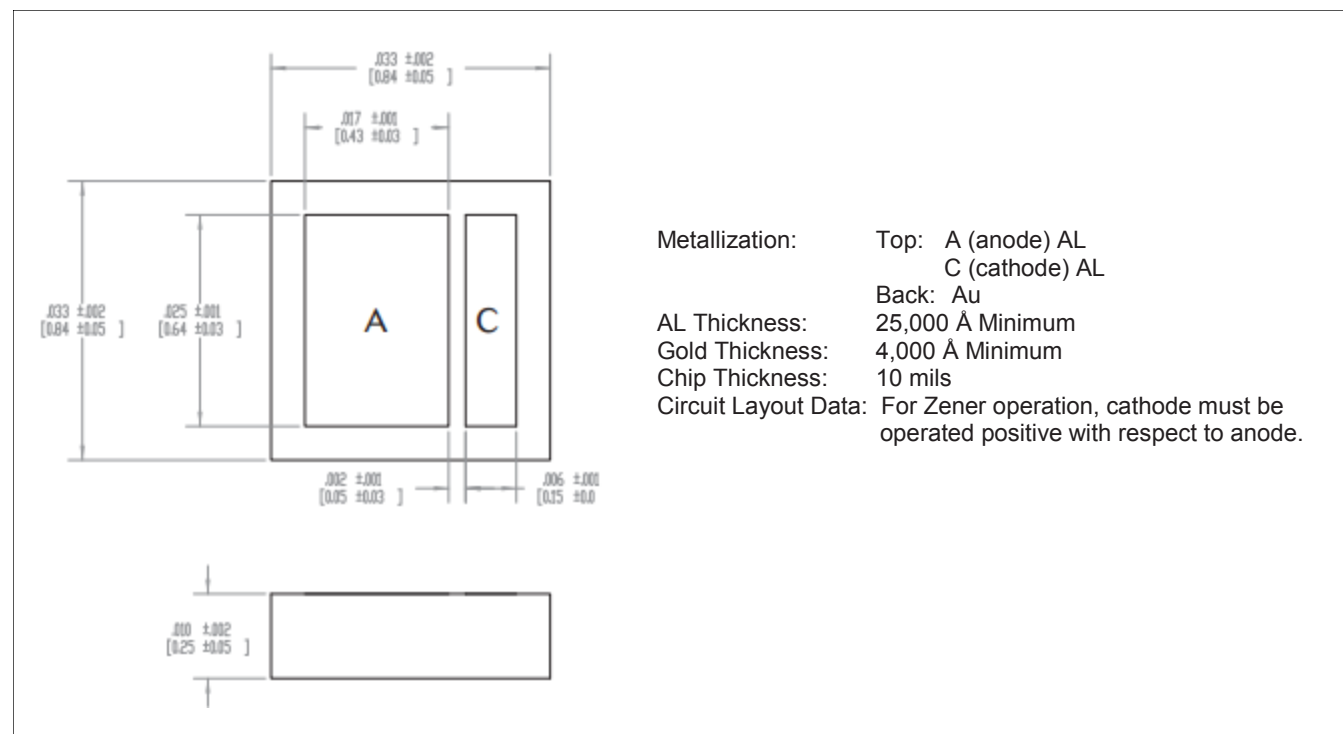
CD821 thru CD829A



TC Zener Diode Chip Series

Rev. V3

Die



VPT COMPONENTS. ALL RIGHTS RESERVED.

Information in this document is provided in connection with VPT Components products. These materials are provided by VPT Components as a service to its customers and may be used for informational purposes only. Except as provided in VPT Components Terms and Conditions of Sale for such products or in any separate agreement related to this document, VPT Components assumes no liability whatsoever. VPT Components assumes no responsibility for errors or omissions in these materials. VPT Components may make changes to specifications and product descriptions at any time, without notice. VPT Components makes no commitment to update the information and shall have no responsibility whatsoever for conflicts or incompatibilities arising from future changes to its specifications and product descriptions. No license, express or implied, by estoppel or otherwise, to any intellectual property rights is granted by this document.

THESE MATERIALS ARE PROVIDED "AS IS" WITHOUT WARRANTY OF ANY KIND, EITHER EXPRESS OR IMPLIED, RELATING TO SALE AND/OR USE OF VPT COMPONENTS PRODUCTS INCLUDING LIABILITY OR WARRANTIES RELATING TO FITNESS FOR A PARTICULAR PURPOSE, CONSEQUENTIAL OR INCIDENTAL DAMAGES, MERCHANTABILITY, OR INFRINGEMENT OF ANY PATENT, COPYRIGHT OR OTHER INTELLECTUAL PROPERTY RIGHT. VPT COMPONENTS FURTHER DOES NOT WARRANT THE ACCURACY OR COMPLETENESS OF THE INFORMATION, TEXT, GRAPHICS OR OTHER ITEMS CONTAINED WITHIN THESE MATERIALS. VPT COMPONENTS SHALL NOT BE LIABLE FOR ANY SPECIAL, INDIRECT, INCIDENTAL, OR CONSEQUENTIAL DAMAGES, INCLUDING WITHOUT LIMITATION, LOST REVENUES OR LOST PROFITS, WHICH MAY RESULT FROM THE USE OF THESE MATERIALS.

VPT Components products are not intended for use in medical, lifesaving or life sustaining applications. VPT Components customers using or selling VPT Components products for use in such applications do so at their own risk and agree to fully indemnify VPT Components for any damages resulting from such improper use or sale.